



Dear Valued Parent and Titan,

Skiply is built for redundancy, security, and velocity on industry leading infrastructure. Skiply never shares your debit or credit card information with DES. This information is only stored for fraud prevention and regulatory purposes. Download the Skiply app today and make effortless checkouts at DES.

You DO NOT need a  **RAKBANK** account to use Skiply at Delta English School

0101  
0011

PCI DSS  
Level 1 Certification

## How to Download Skiply?

Click on Your App Store

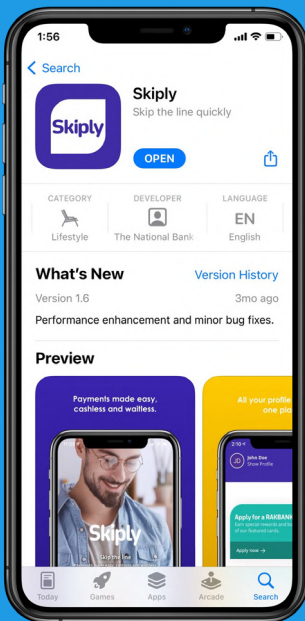


Scan the QR Code




## REGISTER:

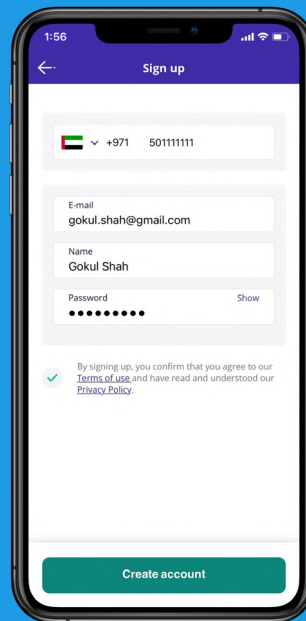
1. Download Skiply from App Store



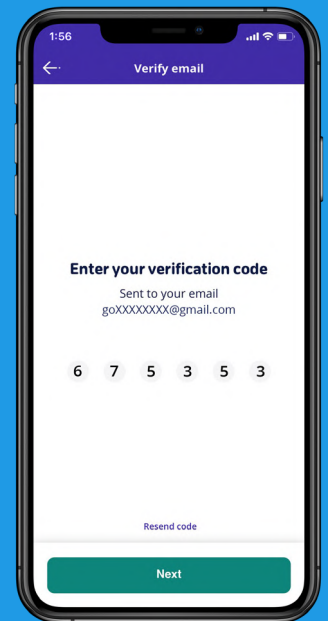
2. Launch Skiply App and Click **Sign Up**



3. Enter Your Identity and Contact Information

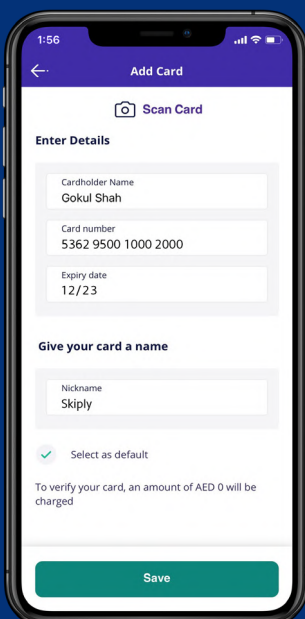


4. Enter the OTP Sent to Your Email

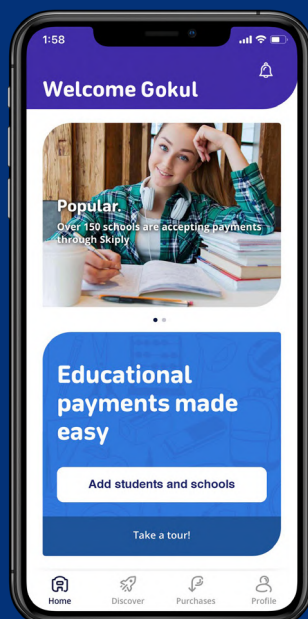


## ADD:

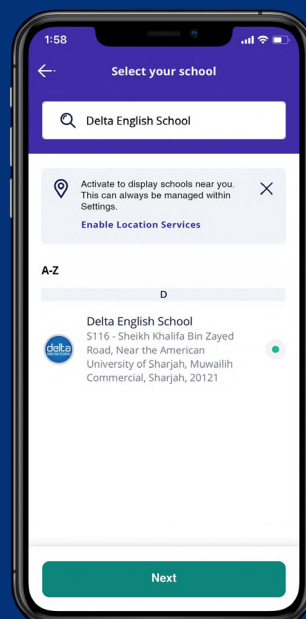
5. Add Multiple UAE Credit and Debit Cards



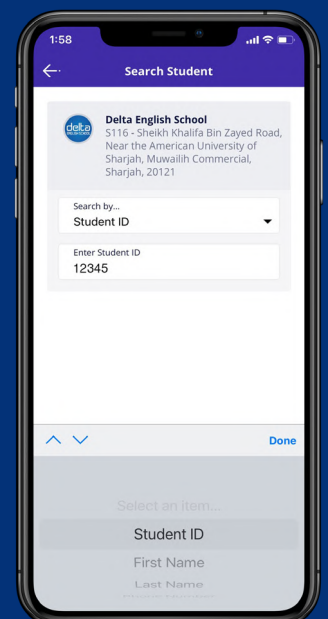
6. Tap on **Add Students and Schools**



7. Select **Delta English School** and Click **Next**



8. Search by **DES ID** and **Add Student**

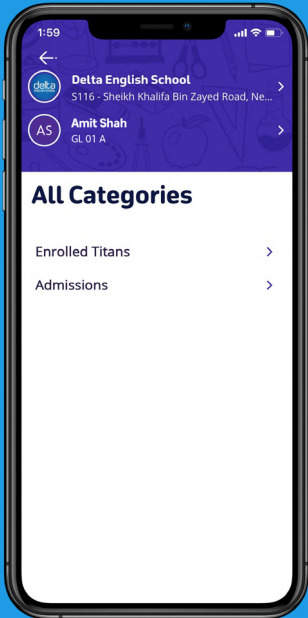


CHECKOUT:

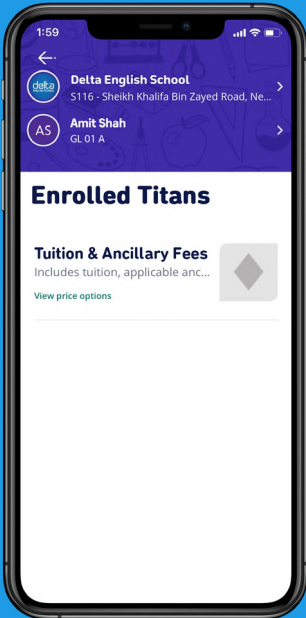
9. Tap on Student's  
Name to Pay



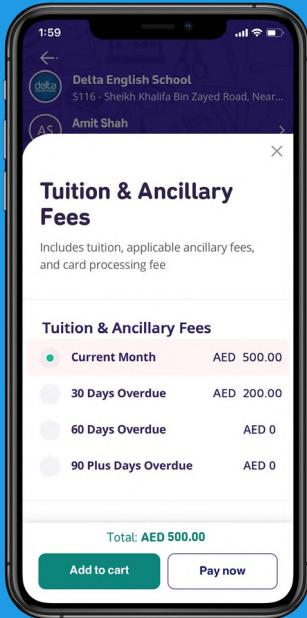
10. Select  
Enrolled Titans



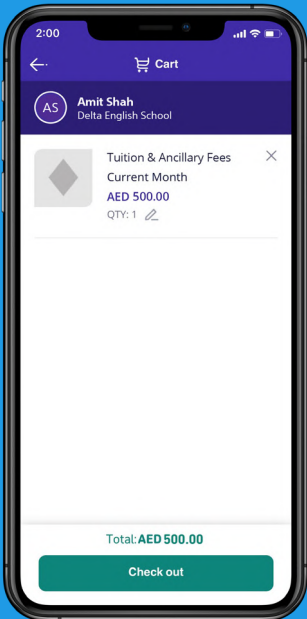
11. Select Tuition  
& Ancillary Fees



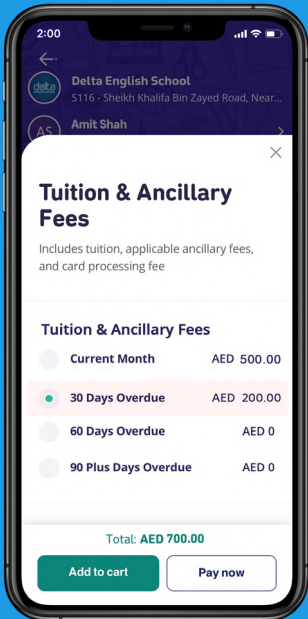
12. Select an Option  
and Click **Add to Cart**



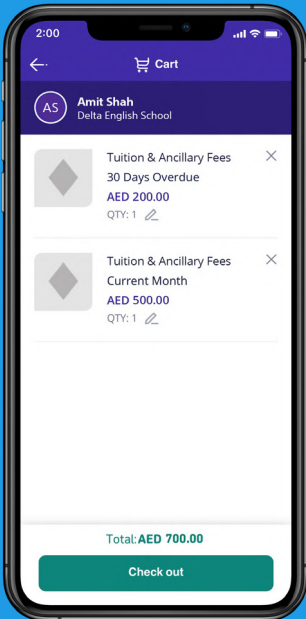
13. Click ← to Add  
Another Option



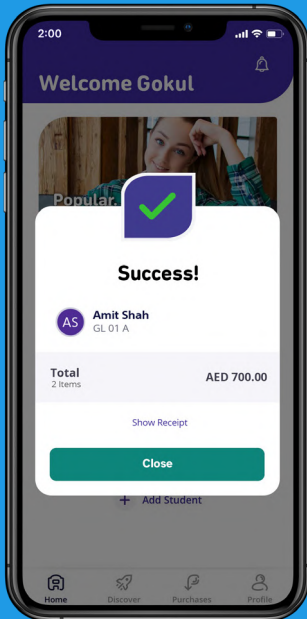
14. Add Another Option  
and Click **Add to Cart**



15. Review Cart and  
Click **Check Out**



16. Receive Payment  
Confirmation and Receipt



► Repeat **Step 9** through **Step 15** to pay for more than one Titan enrolled at Delta English School ◀

This Communication Statement has been authorized for delivery:

Sincerely,

OFFICE OF  
accounting

Sincerely,

Anita D'cruz

Principal, Delta English School

Circular Code: DES-073-2022

